
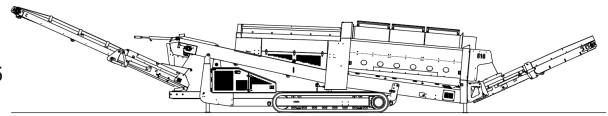


SPECIFICATIONS

516R†



Note: Optional equipment may be displayed



DESCRIPTION

Heavy duty mobile trommel with following features:

- 5'x16' heavy duty trommel drum
- 100Hp diesel engine
- Track mobile
- Integrated hydraulic folding stockpiling conveyors
- Remote control radial conveyor
- Fast on site setup time (10 minutes)

SAFETY FEATURES

- External belt alignment points
- External grease points
- Engine safety shutdown systems
- Full safety guarding for nip points

DIMENSIONS AND WEIGHTS

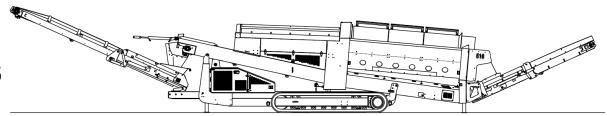
Transport Length	15.51m (50' – 11")
Transport Width	2.72m (8' – 11")
Transport Height	3.56m (11' – 8")
Weight (approximate)	22,680Kgs (50,000 lbs.)
Loading Height	3.05m (10' – 0")
Working Length	23.05m (75' – 7½")
Working Width	12.86m (42' – 2")
Working Height	3.94m (12' – 11")

CAPACITIES

Diesel tank capacity	295 L (78 US gal)
Hydraulic tank capacity	680 L (180 US gal)
Hopper Capacity	5.25 m ³ (7 yd ³)

FEED CONVEYOR

Belt width	900mm (36")
Belt spec	Plain 500/3 5+1.5
Drive drum dia.	323mm (12.75")
Tail drum dia.	305mm (12")
Gearbox	Brevini CTD2051
Gearbox ratio	34,7 : 1
Gearbox torque	5,500 Nm cont
Motor	Sam Hydraulik BRZ250
• Flow rate	83 l/m (22 US g/m)
• Adjustable speed	Yes
• Maximum speed	10 rpm



FINES CONVEYOR

Belt width	1200mm (48")
Belt spec	Plain 400/2 4+2
Drive drum dia.	254mm (10")
Tail drum dia.	254mm (10")
Motor	White RE32
<ul style="list-style-type: none"> • Flow rate • Maximum speed 	83 l/m (22 US g/m) 157 rpm

RADIAL CONVEYOR

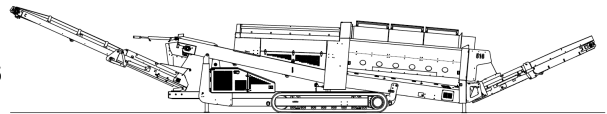
Stockpile height	3.94m (12' – 11")
Belt width	800mm (32")
Belt spec	Plain - 400/2 4+2
Drive drum dia.	254mm (10")
Tail drum dia.	254mm (10")
Motor	White RE32
<ul style="list-style-type: none"> • Flow rate • Maximum speed 	83 l/m (22 US g/m) 157 rpm

OVERSIZE CONVEYOR

Stockpile height	2.62m (8' - 7")
Belt width	1.05m (42")
Drive drum dia.	254mm (10")
Tail drum dia.	254mm (10")
Motor	White RE32
<ul style="list-style-type: none"> • Flow rate • Maximum speed • Adjustable speed 	68 l/m (18 US g/m) 127 rpm Yes

TROMMEL (DRUM)

Dimensions	1.52m x 4.88m (5' x 16')
Screening Area	17.7m ² (190ft ²)
Trommel angle	5 deg
Trommel motor	White DT19 (19.3cc/rev)
Drive system	Direct drive with 18x7 rubber wheels
Hydraulic flow rate	125 l/m (33 US g/m)
Trommel speed	10 – 30 rpm
Adjustable speed	Yes
Longitudinal Trommel Supports	4 angle type lifters
Cleaning Brushes	Ground adjustable Ø16x 50" polyester brushes



POWERUNIT AND HYDRAULICS

Engine power	100 HP (74kW)
Engine speed	2200 rpm
Flywheel pump 1	P257 64, 42, 42
LH PTO pump 2	P124 34, 10
Total system flow	360 l/m (95 US g/m)
Hydraulic tank capacity	680 L (180 US Gals)
Hydraulic tank ratio	1.9 : 1
Hydraulic oil cooler	Yes

ELECTRICS

Emergency stops	4 off, 2 powerunit, 2 chassis RH&LH
Chassis cabling	Armored cable
Start Siren	Yes - 10 sec delay
Engine shutdowns:	Low oil pressure High water temp Air filter blockage (selectable) Fuel contamination Low hydraulic tank level
Engine room light	Yes
Remote radial	Yes - 6 function timed
Radio control tracks	Yes - Hetronic system
Pendant track control	Yes - plugged at powerunit

TRACKS

Width	500mm (19.7")
Length	4590mm (15'-1")
Height	795mm (31.3")
Gearbox	Bonfiglioli 707
Ratio	122:1
Motor	Rexroth 63
• Speed max	1.5 Kph (0.9 Mph)
• Flow rate	83 l/m (22 US g/m)
Ground Contact Pressure	117kPa (17psi)
Attachment to chassis	Bolt On for quick change

OPTIONS

- Hydraulic Tipping Grid
- Double Brushes
- Auto Reversing Fan
- Auxiliary Hydraulic Circuit
- Punch Plate Screens
- Remote Feeder (on/off)
- Spare Drum

